

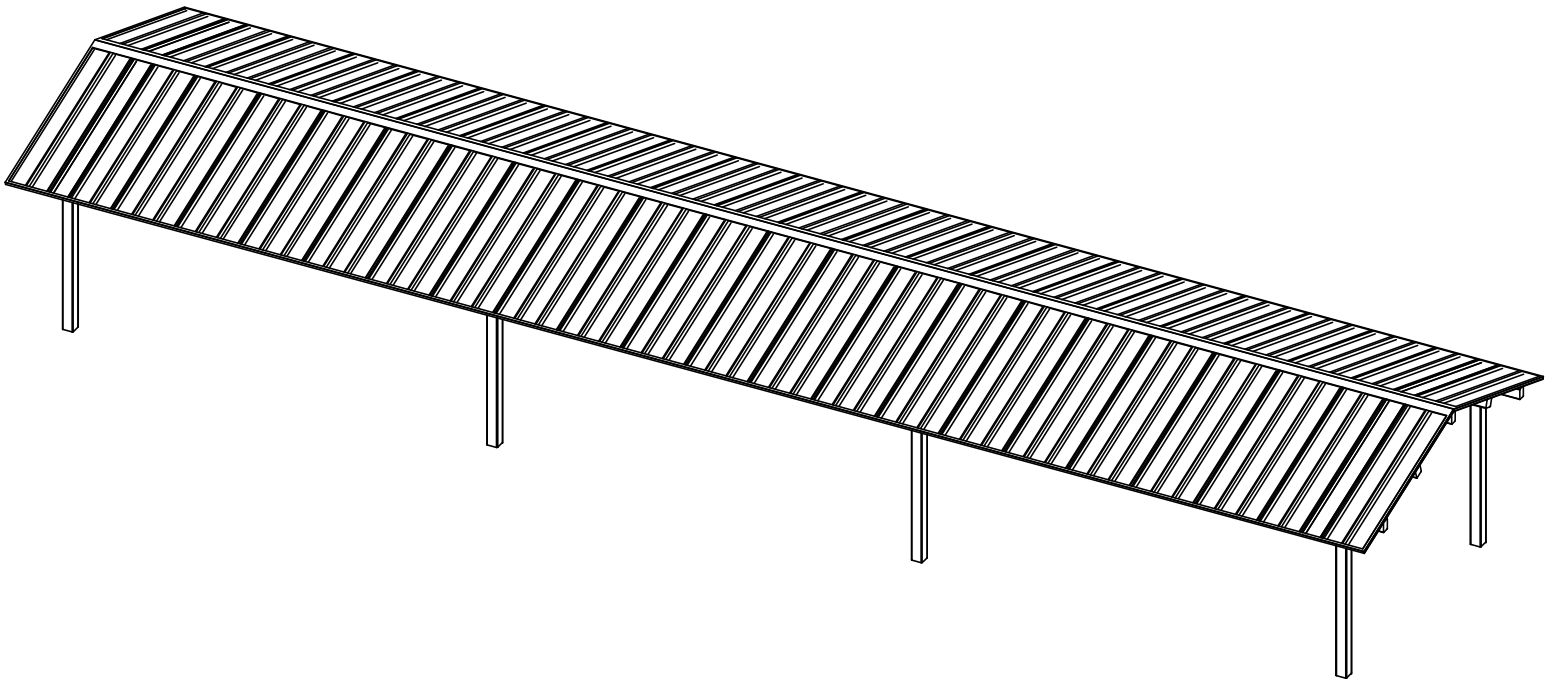


PROJECT:

LOCATION:

BUILDING TYPE: REK 16x64

ROOF TYPE:     MULTI-RIB



DRAWING LIST:

SHEET NUMBER	DRAWING DESCRIPTION
CS	COVER SHEET
1	ARCHITECTURAL ELEVATIONS
2	STRUCTURAL FRAMING PLAN
3	COLUMN LAYOUT

**FABRICATOR APPROVALS:**  
CITY OF PHOENIX, AZ APPROVED FABRICATOR #C08-2010  
CITY OF LOS ANGELES, CA APPROVED FABRICATOR #1596  
CITY OF RIVERSIDE, CA APPROVED FABRICATOR #SP06-0033  
CITY OF HOUSTON, TX APPROVED FABRICATOR #470  
CLARK COUNTY, NV APPROVED FABRICATOR #264  
STATE OF UTAH APPROVED FABRICATOR 02008-14

**CERTIFICATES:**  
MIAMI-DADE COUNTY CERTIFICATE OF COMPETENCY NO. 16-1025.01  
PCI (POWDER COATING INSTITUTE) 4000 CERTIFIED

DESCRIPTION	ASTM DESIGNATION
TUBE STEEL	A500 (GRADE B)
SCHEDULE PIPE	A53 (GRADE B)
RMT PIPE	A519
LIGHT GAGE COLD FORMED	A1003 (GRADE 50)
STRUCTURAL STEEL PLATE	A36
ROOF PANELS (STEEL)	A653

**GENERAL NOTES:**  
UNLESS NOTED OTHERWISE, THIS STRUCTURE WAS DESIGNED TO ONLY SUPPORT WHAT IS SHOWN ON THESE DRAWINGS. POLIGON MUST BE CONTACTED IF ANYTHING ELSE IS TO BE ATTACHED TO THIS STRUCTURE (WALLS, COLUMN WRAPS, RAILINGS, ETC.) SO THE DESIGN OF THIS STRUCTURE CAN BE REVIEWED AND POSSIBLY REVISED.

UNLESS NOTED OTHERWISE, THIS STRUCTURE WAS DESIGNED ASSUMING A 20' SEPARATION BETWEEN ANY ADJACENT STRUCTURE WITH AN EAVE HEIGHT EQUAL TO OR GREATER THAN THE EAVE HEIGHT OF THIS STRUCTURE. IF THAT SEPARATION DOES NOT EXIST, POLIGON MUST BE CONTACTED SO THE DESIGN OF THIS STRUCTURE CAN BE REVIEWED AND POSSIBLY REVISED.

STRUCTURAL STEEL SHALL BE DETAILED, FABRICATED, AND ERECTED IN ACCORDANCE WITH THE LATEST EDITION OF THE AMERICAN INSTITUTE OF STEEL CONSTRUCTION (AISC) SPECIFICATION MANUAL.

ALL WELDING IS PERFORMED BY AMERICAN WELDING SOCIETY CERTIFIED WELDERS AND CONFORMS TO THE LATEST EDITION OF AWS D1.1 OR D1.3 AS REQUIRED.

PARTS SHOWN MAY BE UPGRADED DUE TO STANDARDIZED FABRICATION. REFER TO THE SHIPPING BILL OF MATERIALS FOR POSSIBLE SUBSTITUTIONS.

FOR PROPER FIELD INSTALLATION OF THE BUILDING IT IS RECOMMENDED THAT THE PRIMARY FRAME INSTALLER AND THE ROOF INSTALLER HAVE A MINIMUM FIVE (5) YEARS DOCUMENTED EXPERIENCE INSTALLING THIS TYPE OF PRODUCT.

FOR PROPER FIELD INSTALLATION OF THE BUILDING IT IS RECOMMENDED THAT ELECTRIC WIRING, IF REQUIRED, BE RUN THROUGH THE STRUCTURAL MEMBERS BEFORE THE BUILDING IS ERECTED.

STOP!!  
NOT FOR CONSTRUCTION

USE FOR PRELIMINARY  
PLANNING AND ESTIMATING  
ONLY

DRAWING:  
COVER SHEET

SCALE:  
1:96

REV LEVEL:  
A

poligon

COPYRIGHT 2016  
PATENTED OR PATENTS PENDING  
PORTERCORP 4240 N. 136th AVE HOLLAND, MI 49424

(616)399-1963  
www.poligon.com

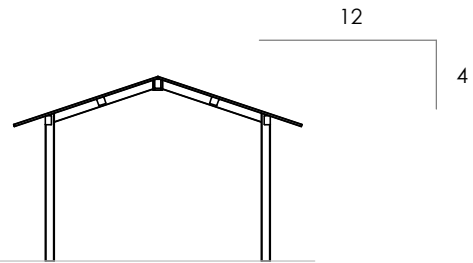
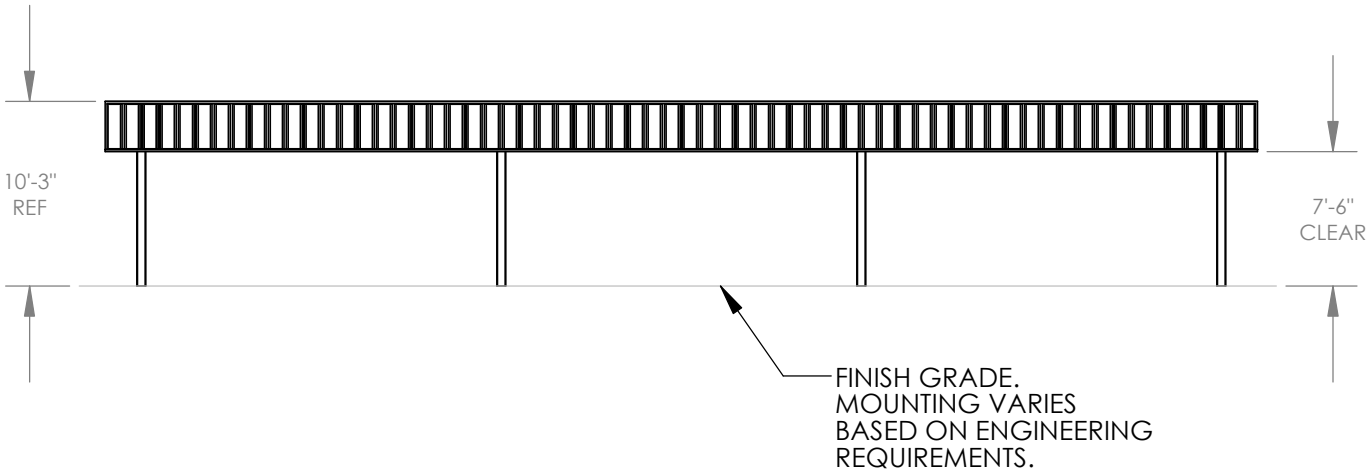
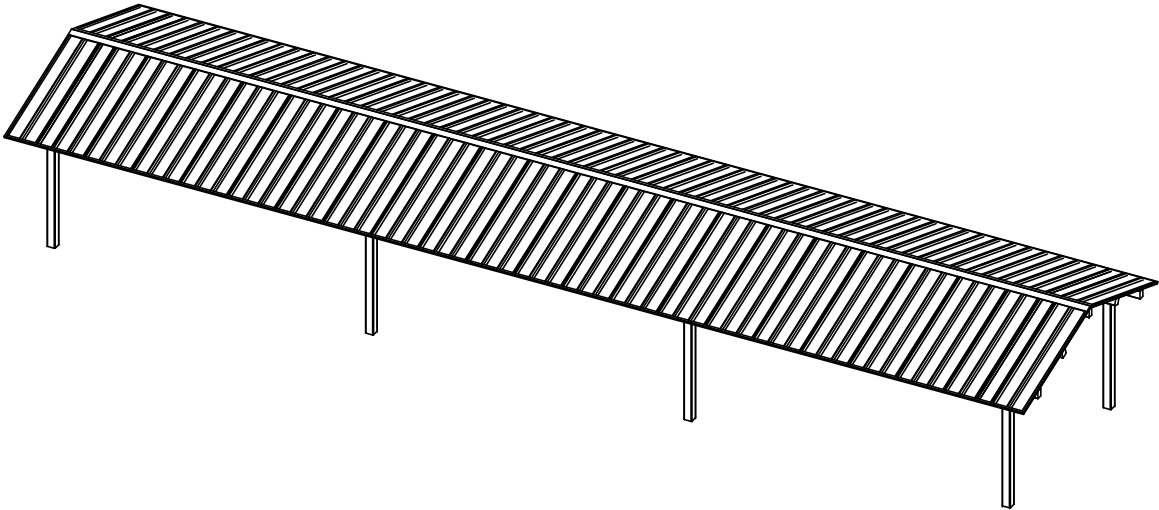
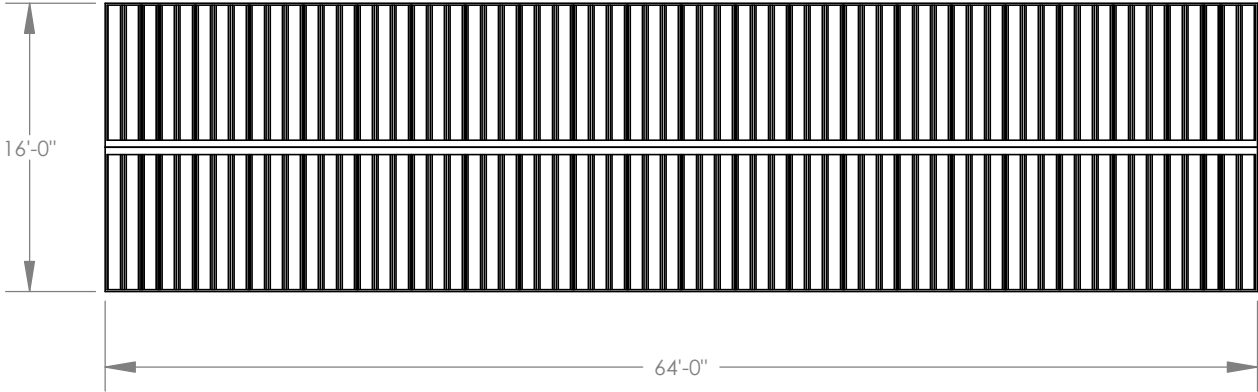
byPORTERCORP

SHEET


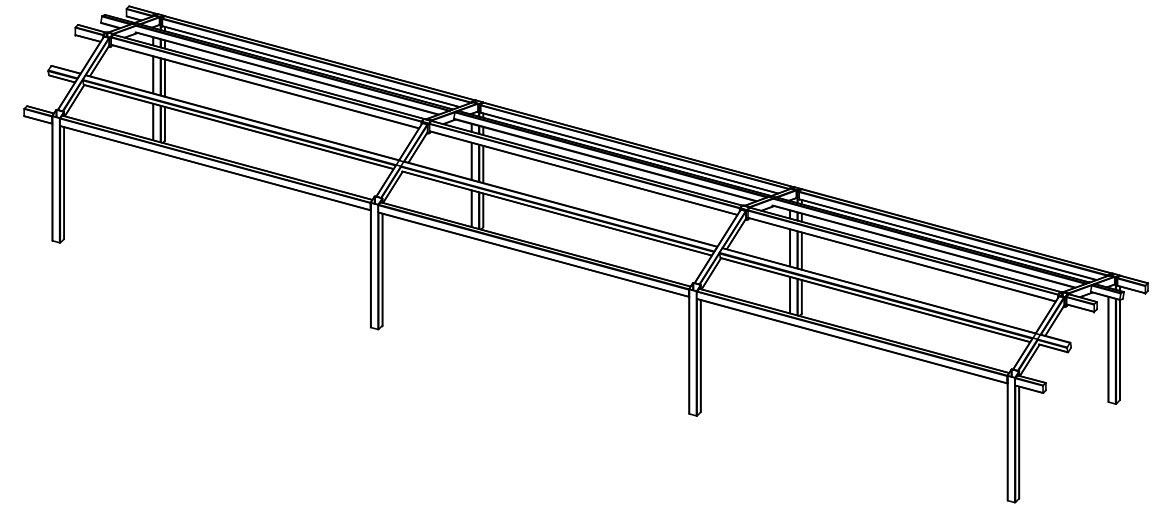

CS

GENERAL ROOF NOTES:

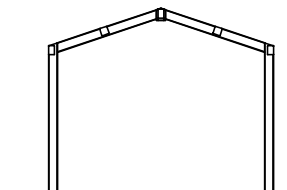
1. METAL ROOFING:
  - 24 GAUGE
  - GALVALUME COATED
  - KYNAR 500 PAINTED
2. TRIM COLOR MATCHES ROOF
3. SEE [POLIGON.COM](http://POLIGON.COM) FOR COLOR OPTIONS



**STOP!!**  
NOT FOR CONSTRUCTION  
USE FOR PRELIMINARY  
PLANNING AND ESTIMATING  
ONLY



FINISH GRADE.  
MOUNTING VARIES  
BASED ON ENGINEERING  
REQUIREMENTS.




**STOP!!**  
**NOT FOR CONSTRUCTION**  
**USE FOR PRELIMINARY**  
**PLANNING AND ESTIMATING**  
**ONLY**

DRAWING: STRUCTURAL FRAMING PLAN	
SCALE: 1:128	REV LEVEL: A
<b>poligon</b> <sup>®</sup> COPYRIGHT 2016 PATENTED OR PATENTS PENDING PORTERCORP 4240 N. 136th AVE HOLLAND, MI 49424	
(616)399-1963 <a href="http://www.poligon.com">www.poligon.com</a> by <b>PORTERCORP</b>	SHEET <b>2</b>

- BASEPLATE NOTES:**
- 1. POLIGON ENGINEERING WILL DETERMINE REQUIRED BASEPLATE DESIGN AFTER ENGINEERING PACKAGE IS ORDERED.
  - 2. CUSTOMER MAY SUGGEST PREFERRED BASEPLATE DESIGN.



**STOP!!**  
**NOT FOR CONSTRUCTION**  
**USE FOR PRELIMINARY**  
**PLANNING AND ESTIMATING**  
**ONLY**



FRAME COLOR: SURREY BEIGE  
ROOF COLOR: EVERGREEN

COLORS SHOWN FOR ILLUSTRATIVE PURPOSES ONLY. FOR OTHER  
COLOR SELECTIONS, PLEASE SUBMIT AN E1 DRAWING REQUEST.

REK 16x64