

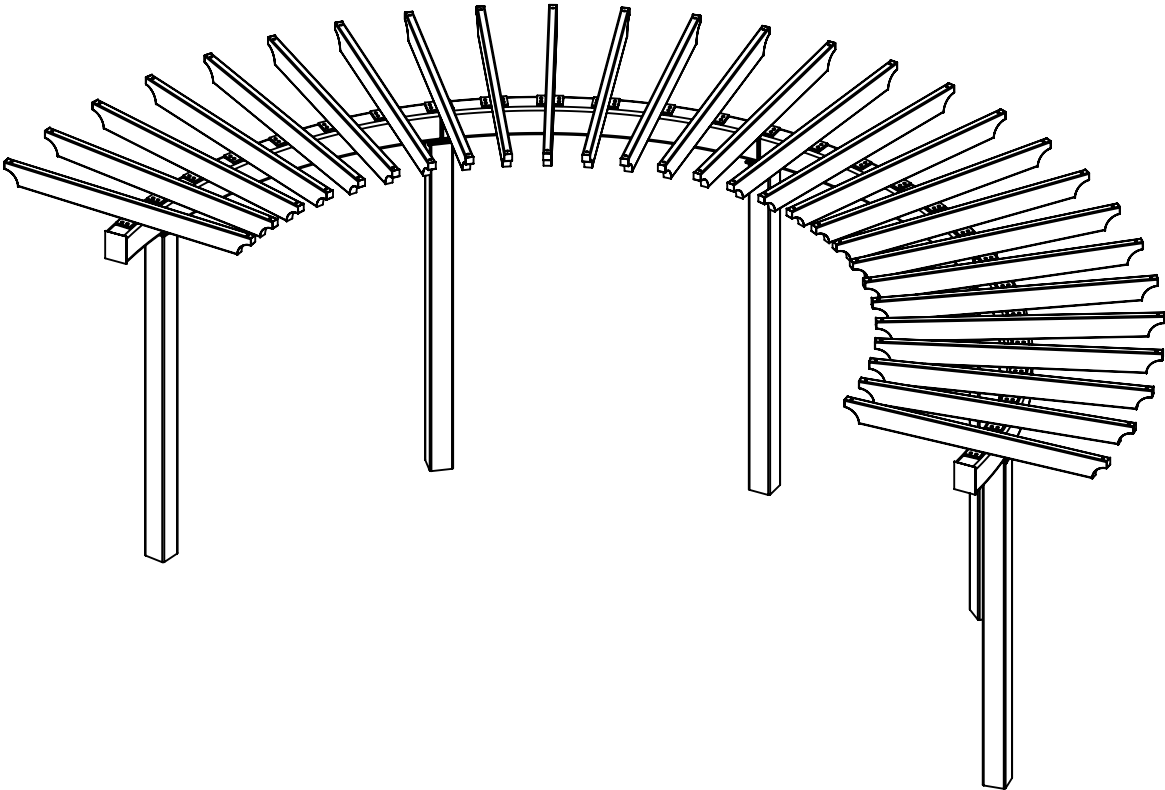


PROJECT:

LOCATION:

BUILDING TYPE: GRE-26

ROOF TYPE: N/A



DRAWING LIST:

SHEET NUMBER	DRAWING DESCRIPTION
CS	COVER SHEET
1	ARCHITECTURAL ELEVATIONS
2	COLUMN LAYOUT

FABRICATOR APPROVALS:
CITY OF PHOENIX, AZ APPROVED FABRICATOR #C08-2010
CITY OF LOS ANGELES, CA APPROVED FABRICATOR #1596
CITY OF RIVERSIDE, CA APPROVED FABRICATOR #SP06-0033
CITY OF HOUSTON, TX APPROVED FABRICATOR #470
CLARK COUNTY, NV APPROVED FABRICATOR #264
STATE OF UTAH APPROVED FABRICATOR 02008-14

CERTIFICATES:
MIAMI-DADE COUNTY CERTIFICATE OF COMPETENCY NO. 16-0813.16
PCI (POWDER COATING INSTITUTE) 4000 CERTIFIED

DESCRIPTION	ASTM DESIGNATION
TUBE STEEL	A500 (GRADE B)
SCHEDULE PIPE	A53 (GRADE B)
RMT PIPE	A519
LIGHT GAGE COLD FORMED	A1003 (GRADE 50)
STRUCTURAL STEEL PLATE	A36
ROOF PANELS (STEEL)	A653

GENERAL NOTES:
UNLESS NOTED OTHERWISE, THIS STRUCTURE WAS DESIGNED TO ONLY SUPPORT WHAT IS SHOWN ON THESE DRAWINGS. POLIGON MUST BE CONTACTED IF ANYTHING ELSE IS TO BE ATTACHED TO THIS STRUCTURE (WALLS, COLUMN WRAPS, RAILINGS, ETC.) SO THE DESIGN OF THIS STRUCTURE CAN BE REVIEWED AND POSSIBLY REVISED.

UNLESS NOTED OTHERWISE, THIS STRUCTURE WAS DESIGNED ASSUMING A 20' SEPARATION BETWEEN ANY ADJACENT STRUCTURE WITH AN EAVE HEIGHT EQUAL TO OR GREATER THAN THE EAVE HEIGHT OF THIS STRUCTURE. IF THAT SEPARATION DOES NOT EXIST, POLIGON MUST BE CONTACTED SO THE DESIGN OF THIS STRUCTURE CAN BE REVIEWED AND POSSIBLY REVISED.

STRUCTURAL STEEL SHALL BE DETAILED, FABRICATED, AND ERECTED IN ACCORDANCE WITH THE LATEST EDITION OF THE AMERICAN INSTITUTE OF STEEL CONSTRUCTION (AISC) SPECIFICATION MANUAL.

ALL WELDING IS PERFORMED BY AMERICAN WELDING SOCIETY CERTIFIED WELDERS AND CONFORMS TO THE LATEST EDITION OF AWS D1.1 OR D1.3 AS REQUIRED.

PARTS SHOWN MAY BE UPGRADED DUE TO STANDARDIZED FABRICATION. REFER TO THE SHIPPING BILL OF MATERIALS FOR POSSIBLE SUBSTITUTIONS.

FOR PROPER FIELD INSTALLATION OF THE BUILDING IT IS RECOMMENDED THAT THE PRIMARY FRAME INSTALLER AND THE ROOF INSTALLER HAVE A MINIMUM FIVE (5) YEARS DOCUMENTED EXPERIENCE INSTALLING THIS TYPE OF PRODUCT.

FOR PROPER FIELD INSTALLATION OF THE BUILDING IT IS RECOMMENDED THAT ELECTRIC WIRING, IF REQUIRED, BE RUN THROUGH THE STRUCTURAL MEMBERS BEFORE THE BUILDING IS ERECTED.

STOP!!
NOT FOR CONSTRUCTION

USE FOR PRELIMINARY
PLANNING AND ESTIMATING
ONLY

DRAWING:
COVER SHEET

SCALE:
1:48

REV LEVEL:
A

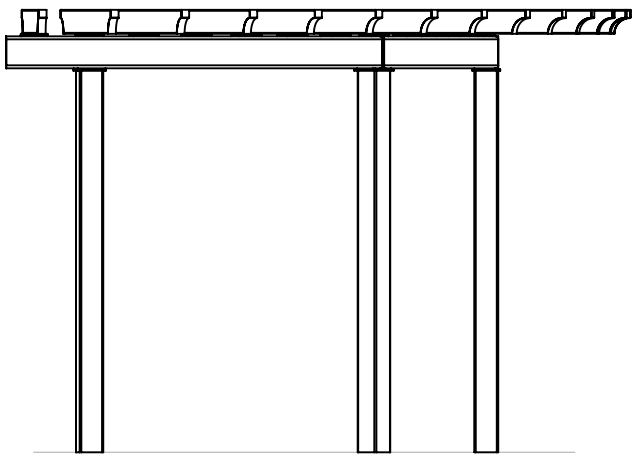
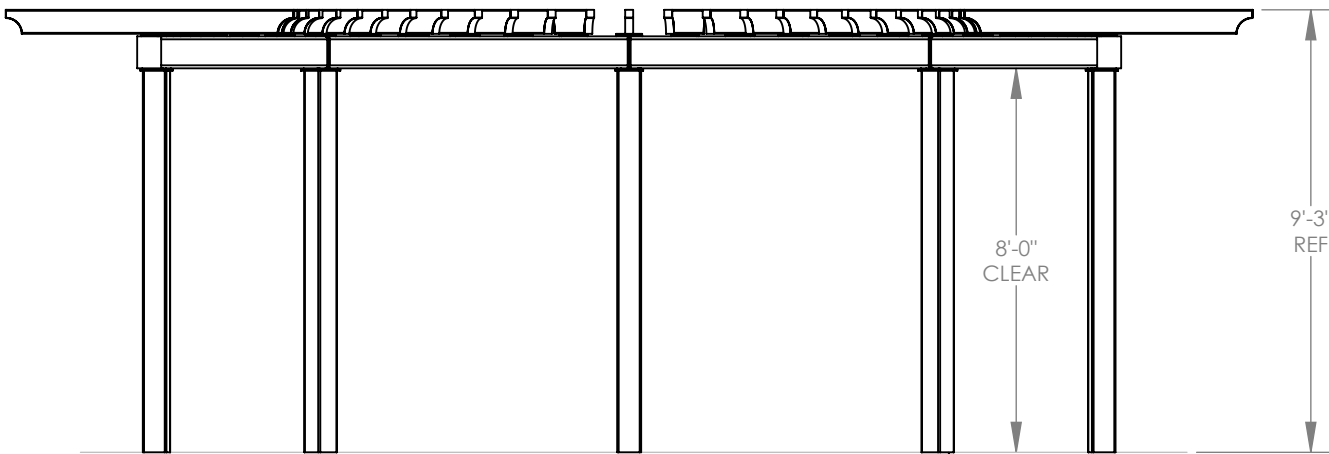
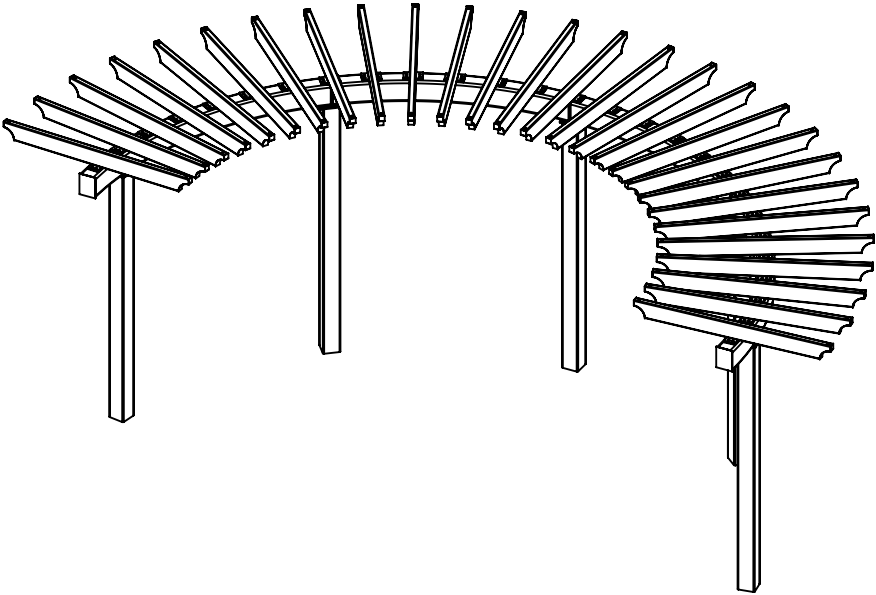
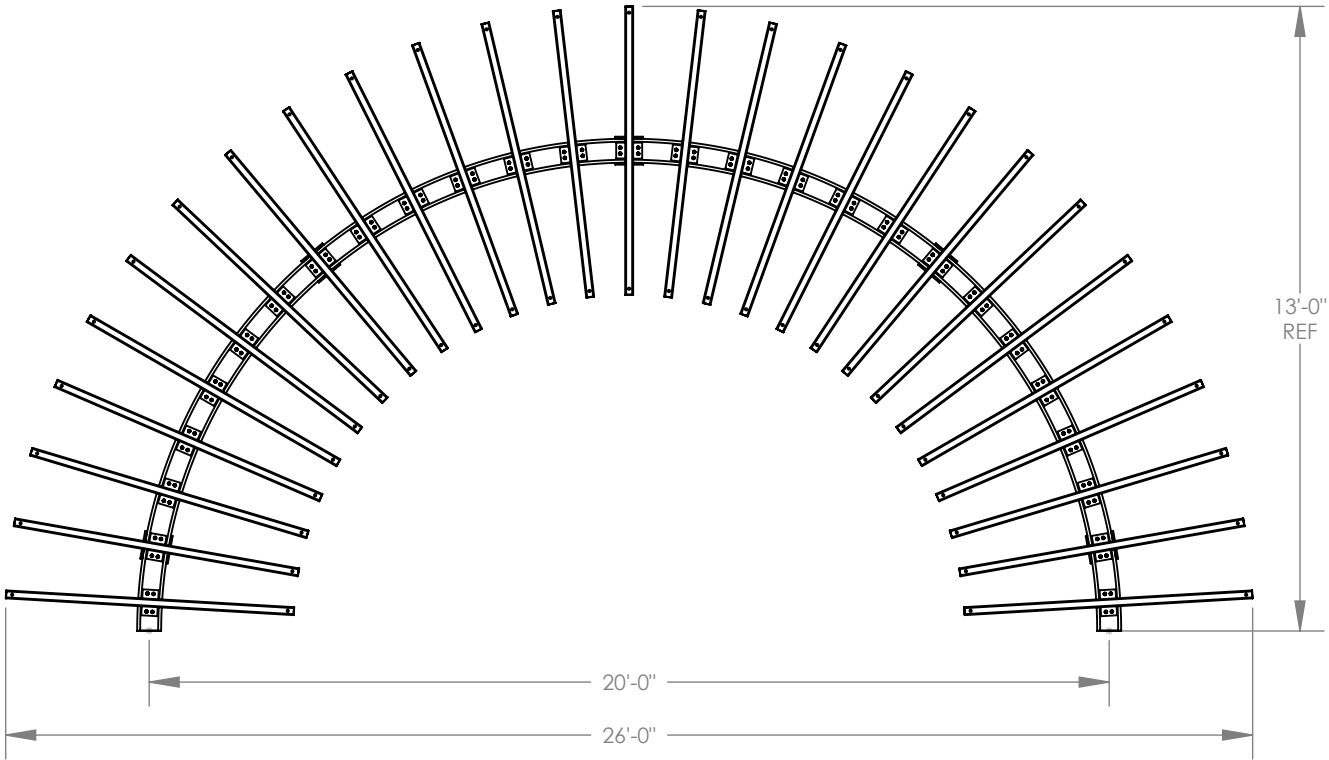
COPYRIGHT 2016
PATENTED OR PATENTS PENDING
PORTERCORP 4240 N. 136th AVE HOLLAND, MI 49424

(616)399-1963
www.poligon.com
byPORTERCORP

SHEET
CS

GENERAL ROOF NOTES:

- 1. METAL ROOFING:
 - 24 GAUGE
 - GALVALUME COATED
 - KYNAR 500 PAINTED
- 2. TRIM COLOR MATCHES ROOF
- 3. SEE POLIGON.COM FOR COLOR OPTIONS

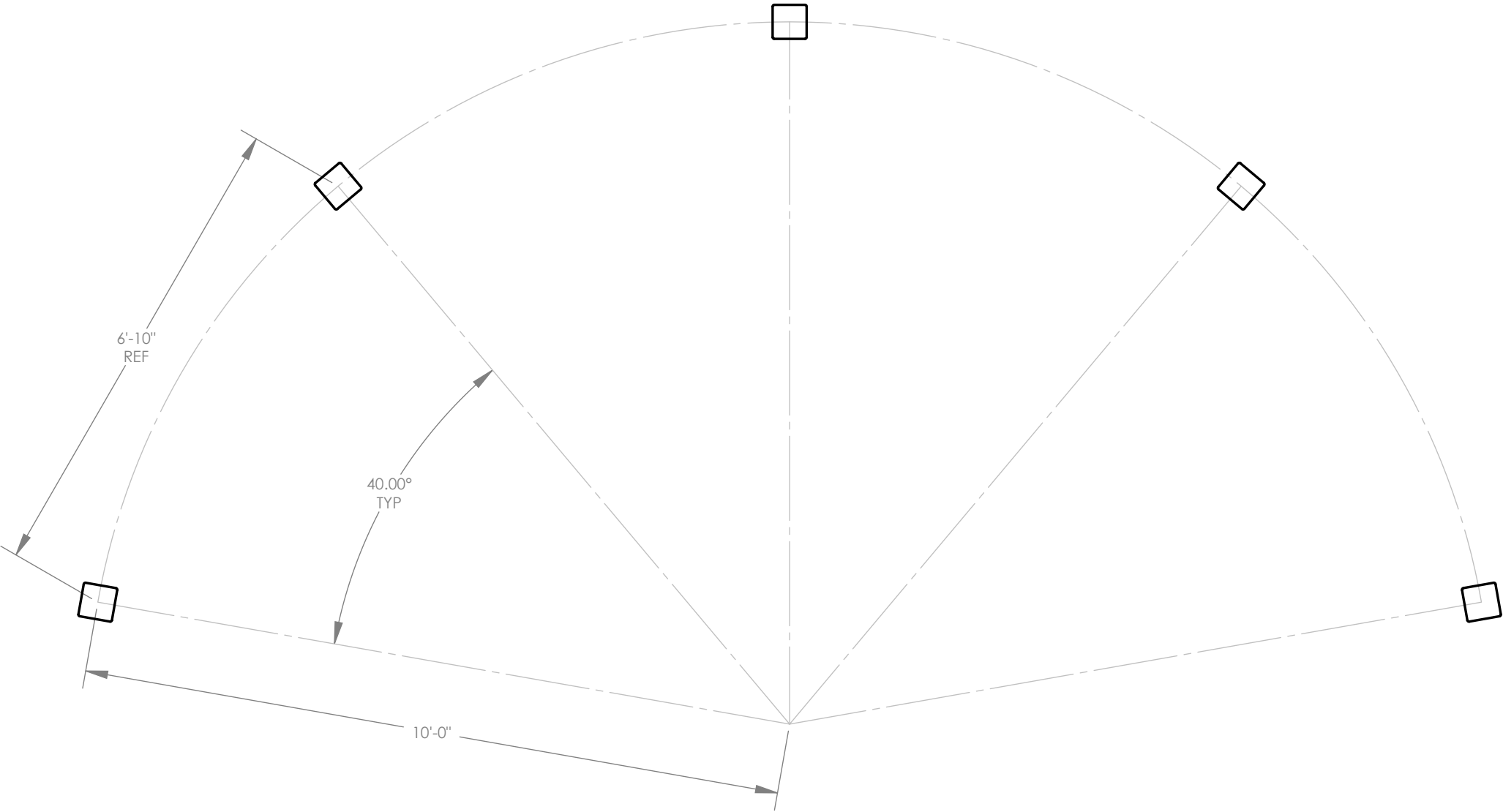


FINISH GRADE.
MOUNTING VARIES
BASED ON ENGINEERING
REQUIREMENTS.

STOP!!
NOT FOR CONSTRUCTION
USE FOR PRELIMINARY
PLANNING AND ESTIMATING
ONLY

DRAWING: ARCHITECTURAL ELEVATIONS	
SCALE: 1:48	REV LEVEL: A
poligon (616)399-1963 www.poligon.com by PORTERCORP	
COPYRIGHT 2016 PATENTED OR PATENTS PENDING PORTERCORP 4240 N. 136th AVE HOLLAND, MI 49424	
SHEET 1	


- BASEPLATE NOTES:**
- 1. POLIGON ENGINEERING WILL DETERMINE REQUIRED BASEPLATE DESIGN AFTER ENGINEERING PACKAGE IS ORDERED.
 - 2. CUSTOMER MAY SUGGEST PREFERRED BASEPLATE DESIGN.



STOP!!
NOT FOR CONSTRUCTION

**USE FOR PRELIMINARY
PLANNING AND ESTIMATING
ONLY**

DRAWING: COLUMN LAYOUT		
SCALE: 1:24	REV LEVEL: A	
poligon ® <small>COPYRIGHT 2014 PATENTED OR PATENTS PENDING PORTERCORP 4240 N. 136th AVE HOLLAND, MI 49424</small>		(616)399-1963 www.poligon.com by PORTERCORP
		SHEET 2



FRAME COLOR: SURREY BEIGE
COLORS SHOWN FOR ILLUSTRATIVE PURPOSES ONLY. FOR OTHER
COLOR SELECTIONS, PLEASE SUBMIT AN E1 DRAWING REQUEST.